



# SEPARATING THE NOTABLE FROM THE NOISE.

While U.S. economic indicators such as unemployment, production, and consumption are supporting solid growth, the threat of tariffs injects a bit of unknown into the outlook. President Trump continues to push China by expanding the types of goods subject to 25% tariffs. China threatens retaliation. Trade talks in Europe ended without any immediate tariffs, and there still is no resolution on NAFTA. Uncertainty is looming all around. Does the status of trade talks fundamentally change the outlook for Highland’s risk-on stance, or is it just noise? What are the fundamentals of the market really telling us?

## Trade Game

A simple search on Google for “U.S. Trade News” results in more than 1.4 billion results, with 531 million of those being news stories. Of those stories, you will find headlines that point to how the U.S. will be hurt, will benefit, everyone will lose, China will win, the world is doomed, trade war is imminent, trade war has been avoided, etc. The issue is that there are so many scenarios that it can be difficult to cut through the noise. In their global outlook, Allianz stated that they believe there are three different scenarios: Trade Game, Trade Feud, and Trade War.

- *The Trade Game scenario is characterized as a minor event to the global economy. Tariffs being instituted on a small portion (less than 4%) of global trade volume. No real impact on inflation in the U.S. No real effect on Europe’s recovery, and China stays on the soft-landing trajectory.*

*continued ...*



### TRANSFORMING PORTFOLIOS. ADVANCING MISSIONS.

Highland Associates, Inc. is an independent institutional investment advisor headquartered in Birmingham, Alabama. Highland was founded specifically to help develop, implement and maintain investment management programs for institutions. We serve a national client base of investors including not-for-profit healthcare organizations, foundations, endowments, defined benefit plans, defined contribution plans, and high-net worth individuals. As of March 31, 2018, we serve as investment consultant on approximately \$23 billion in assets. Please visit the website at [www.highlandassoc.com](http://www.highlandassoc.com) to learn more.

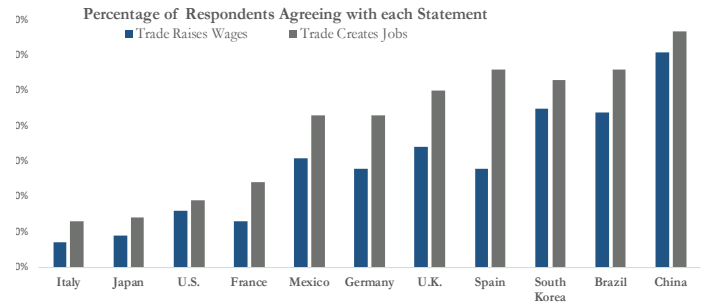
HIGHLAND ASSOCIATES  
2545 HIGHLAND AVENUE SOUTH  
SUITE 200  
BIRMINGHAM, ALABAMA 35205  
P. 1-800-405-7729 / (205) 933-8664  
F. (205) 933-7688

ST LOUIS:  
7733 FORSYTH BLVD.; SUITE 1103;  
CLAYTON, MO 63105  
P. 314-296-6171

- A *Trade Feud* starts to become an issue to global growth. Tariffs on more than \$250 billion of products from China as well as other countries. In the U.S., growth starts to become affected, inflation begins to rise, and the deficit begins to grow larger. Outside of the U.S., Europe’s recovery is slowed, and China begins to depreciate their currency like in 2015 (around 10%).
- The *Trade War* scenario becomes a threat to the global economy. Tariffs on more than \$700 billion products from China and worldwide retaliation on U.S. exports. Global trade contracts significantly. The U.S. experiences a significant reduction in growth, with inflation accelerating. Europe’s recovery is stalled, and recession hits most emerging markets.

Knowing these possible scenarios, why would President Trump continue to push the trade agenda? The simple answer is that the administration and others do not see the expansion of global trade as a good thing. BCA Research published a recent survey on how each country views the benefit of global trade (see **Figure 1**). The results vary across the board. The U.S. scored very low on the survey, with less than 20% of respondents indicating that they believe global trade increases their wages. Also, just over 20% in the U.S. believe that global trade creates jobs. On the opposite side, China had over 60% who believe global trade benefits them. With a large portion of the U.S. expressing negative views on trade, it is no surprise that President Trump has made this his number one initiative. It also means that this concern is not likely to go away anytime soon.

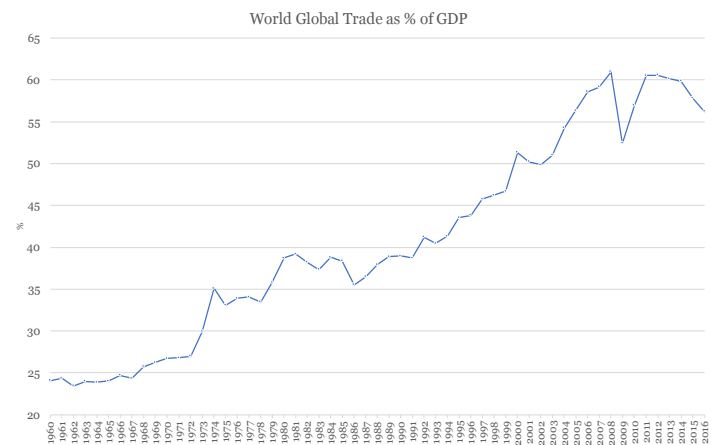
Figure 1



Source: Spring 2014 Global Attitudes Survey; Pew Research; BCA Research; Highland Associates

In light of the negative U.S. opinion on trade, changes are likely but less drastic than the headlines might indicate. Global trade has been on a long uptrend since the early 1970s (see **Figure 2**). With global trade close to high water marks, it seems there is room for some reversal. President Trump is challenging this by shifting away from multi-country agreements and toward more individual-country agreements. NAFTA is a good example of this tactic. Breaking apart multi-country agreements and renegotiating individual trade agreements is a slow and arduous process, as evidenced by the current state of affairs.

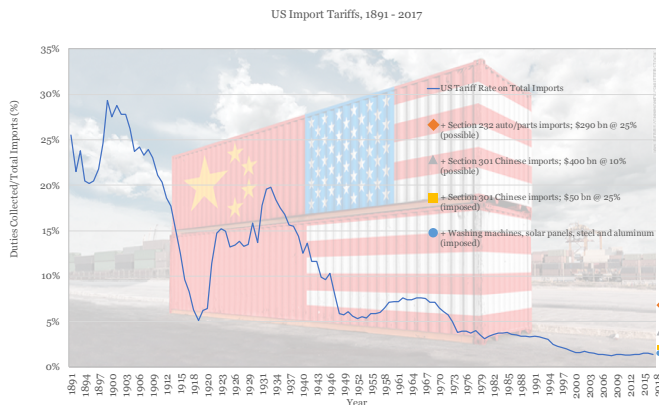
Figure 2



Source: World Bank

Looking more closely at the U.S., the level of tariffs has been steadily declining since World War II (see **Figure 3**). While the newly imposed tariffs are higher, the likely result looks more like the early 2000s and less like the Depression era. The biggest risk is a tariff on auto imports, but this seems less likely after Trump's recent meetings in Europe.

Figure 3



Source: International Trade Commission; JP Morgan; Highland Associates

At the end of the day, China's tactics with the U.S. are based on a long game versus a short game. China's President Xi Jinping had his term limits removed in March, and President Trump has 2–6 years left, depending on the next election in 2020. This means China can wait it out when it comes to trade. Exporting to the U.S. is very important, and any retaliation will most likely look different. They will talk tough in the media, but their actions will focus on making it more difficult for U.S. companies to do business in China through increased regulations, more examinations, and holding up shipments. This response is much different from tariffs and can take much more time. All of these issues point to a longer road to a solution rather than a swift action. Based on this outlook, Highland does not view the current trade chatter as an immediate threat to the economy. However, we are mindful as the discussions continue.

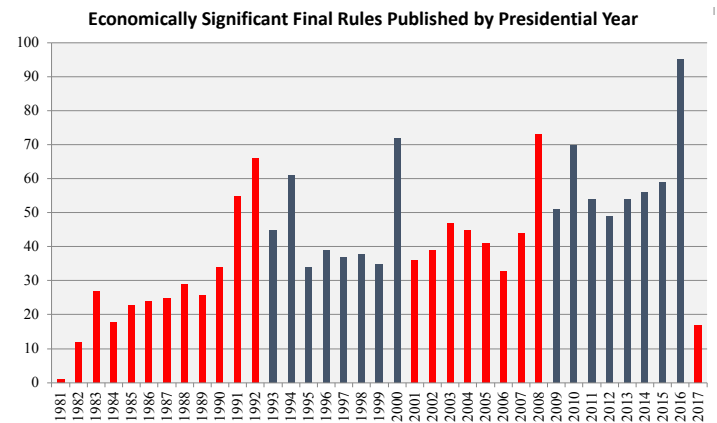
## Business Sentiment

Although trade has been dominating the headlines, there have been some developments inside the U.S. that could prove to be very important going forward. In 2016, the NFIB conducted

a survey assessing the top concerns for business owners. The top three issues were (1) cost of healthcare, (2) unreasonable government regulations, and (3) federal taxes on business income. Regarding healthcare costs: President Trump tried to outright repeal the Affordable Care Act but had to settle on repealing the tax penalty for failure to hold qualified health-care plans. While a total healthcare overhaul isn't in the near future, significant progress has been made in addressing regulatory and tax burdens on businesses.

The regulatory environment under the Trump administration has been one of the most favorable toward business, especially when compared to the previous administration. According to George Washington University's Regulatory Studies Center, the number of economically significant regulations published has plummeted to the lowest level since 1982 (see **Figure 4**).

Figure 4



Source: George Washington University Regulatory Studies Center; Highland Associates

In addition to falling regulations, President Trump has put into place one of the largest tax reform bills in the past half century. With the new tax changes, not only are companies paying lower tax rates, but they are also being incentivized to expand their operations through the expensing of capital projects. The benefits from the tax changes have just now started to trickle through the economy and are expected to provide a tailwind going into the second half of the year.

With the administration addressing two major concerns for business, it is no surprise that business confidence has been on the rise. In fact, business confidence reached its highest level since July 2004, as measured by the Business Confidence

Index published by the OECD. This confidence has also translated into a growing U.S. economy, with second quarter gross domestic product (GDP) hitting 4.1%, which is a tailwind for company earnings and capital markets. This bodes well for our risk-on posture.

---

## Highland's Diffusion Index

---

Sifting through the noise to find the noteworthy is a difficult task. That is why we spend a great deal of time focusing on the underlying data to discern the direction of shifts in the investment landscape. This idea was the genesis of the Highland Diffusion Index, which examines fundamental and market data to gain a perspective on whether we are in a risk-on or risk-off environment. We believe that there is not one single factor that can diagnose the environment; therefore, we look at a multitude of inputs divided over six main categories: (1) unemployment, (2) leading economic indicators, (3) monetary policy, (4) interest rates, (5) credit spreads, and (6) equity market momentum.

When we combine the Highland Diffusion Index components with current events, the picture becomes much clearer. Take our two examples of trade and confidence. In the trade news, there has been a great deal of speculation, but not much action. This would point to the trade talks being noise, not a catalyst for change up to this point. On the other hand, the confidence news seems to be showing up in the data through increasing leading economic indicators, falling unemployment, and tightening credit spreads. This would seem to confirm that business sentiment has been a noteworthy market catalyst.

How has this method worked in the past? Looking back to 2007, online global economics magazine *The Globalist* summarized the top headlines for the year. The first half of the year headlines were focused on China's President Hu Jintao, U.S. government outsourcing jobs, the growing income inequality in the U.S., Nicolas Sarkozy being elected in France, etc. With the depths of the financial crisis just around the corner, there was very little mention of it in the headlines.

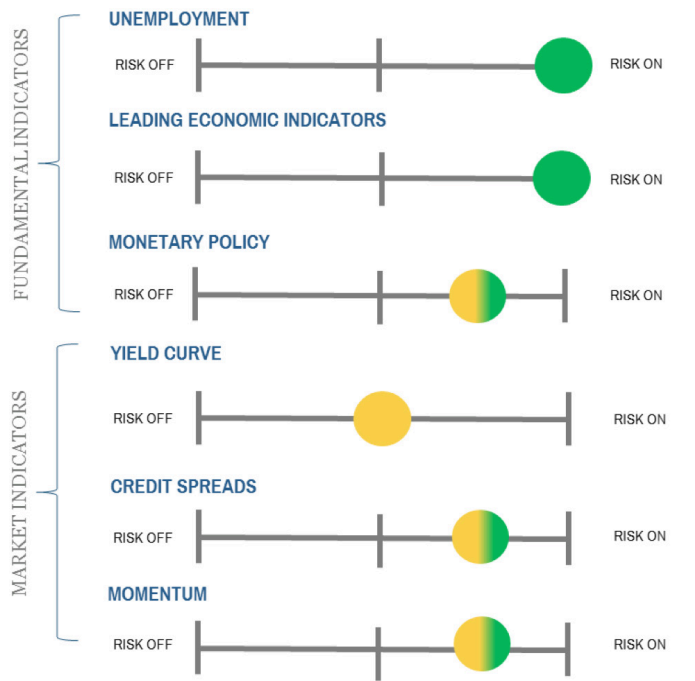
Looking at our Highland Diffusion Index by each category, we started to see a much different story. Unemployment seemed to be moving off its lows and began to move higher. The Leading Economic Indicator Index had been in decline for 12 straight months. The U.S. yield curve had been inverted for 11 of the last 13 months. The Fed had paused raising the Fed Funds rate in 2006. High yield spreads widened by more than 100 basis points from June to July. Equity markets were continuing to experience positive momentum even though they had two consecutive months of losses. Not all the data points were pointing to a risk-off position in July, but most were indicating that risk needed to be reduced in portfolios.

Fast forward to the end of the financial crisis, late June 2009. Warren Buffet claims U.S. economy in shambles, "no signs of recovery yet." However, one month later, Highland's Diffusion Index flipped from risk-off to neutral and turned to risk-on in January 2010. In July 2009, credit spreads, yields, and equity market momentum were turning positive. By January 2010, all areas we were monitoring were extremely positive.

Today, we are seeing positives in all areas except for interest rates (see **Figure 5**). Unemployment is at the lowest level since January 2001. Leading Economic Indicators continue to imply sustainable strength led by an increase in new orders on the back of higher business spending. Monetary policy remains on a tightening path but has yet to become restrictive. The yield curve is flattening but isn't close to inverting. Credit spreads remain tight and equity market momentum remains positive.

Although economic growth remains solid in the U.S., it has slowed in emerging markets. We are watching to see if this could spread through tightening financial conditions and a widening in credit spreads, but so far, this has not transpired. The flatness of the yield curve, which is at levels last experienced in 2007, is another indicator we are watching closely. While the spread between long and short rates has declined substantially the last year, it is still sloping upward. Furthermore, it is important to note that it is an inverted yield curve that has been associated with recessions, not a flat yield curve. This is an indicator that both Highland and the Fed are closely monitoring. If this were to invert, this could warrant a change in positioning.

Figure 5



Source: Highland Associates

## Conclusion

That brings us back to the question: What is noise and what is notable? Today, we are seeing confirmation in expanding business sentiment fueled by the late-cycle fiscal stimulus. This has led us to maintain our risk-on stance by overweighting public equities and diversified alternative strategies and underweighting fixed-income strategies. We are also favoring U.S. equities over international equities, with a tilt toward mid/small cap over large due to the following reasons:

- *Small and midcap equities have much higher exposure to the U.S. economy in driving revenues and earnings.*
- *These companies benefit more from lower corporate taxes.*
- *They are less likely to be impacted in a global trade war.*
- *Small and midcap benefit from less regulations due to their higher fixed cost base.*

While the trade game continues to change daily, we do not view this as an immediate threat to our current risk-on stance. As the situation changes and we can confirm the impact, we will change our positioning accordingly. When the only constant is change, being dynamic is the order of the day.

**IMPORTANT DISCLOSURES:** The information provided herein is for informational purposes only. While Highland has tried to provide accurate and timely information, there may be inadvertent technical or factual inaccuracies or typographical errors for which we apologize. The information provided herein does not constitute a solicitation or offer by Highland or its affiliates, to buy or sell any securities or other financial instrument, or to provide investment advice or service. Nothing contained herein should be construed as investment advice or a recommendation to purchase or sell a particular security. Investing involves a high degree of risk, and all investors should carefully consider their investment objective and the suitability of any investments. Past performance is not indicative of future results. Investments are subject to loss.

## Authors:



**SCOTT GRAHAM, CFA**  
CHIEF INVESTMENT  
OFFICER



**ANDY WEBB, CFA, CPA**  
DIRECTOR

### HIGHLAND ASSOCIATES

BIRMINGHAM: 2545 HIGHLAND AVENUE SOUTH  
SUITE 200  
BIRMINGHAM, ALABAMA 35205  
P. 1-800-405-7729 / (205) 933-8664  
F. (205) 933-7688

ST. LOUIS: 7733 FORSYTH BLVD., SUITE 1103  
ST. LOUIS, MO 63105  
P. (314) 296-6171